

# ANALYSIS OF DESICCANT VENTILATION AND RECIRCULATION CYCLES UNDER DIFFERENT ENVIRONMENTAL CONDITIONS

F. O. Quintanilha, [fquintanilha@id.uff.br](mailto:fquintanilha@id.uff.br)

L. A. Sphaier, [lasphaier@id.uff.br](mailto:lasphaier@id.uff.br)

Department of Mechanical Engineering – TEM/PGMEC, Universidade Federal Fluminense, Rua Passo da Pátria 156, bloco E, sala 216, Niterói, Rio de Janeiro, 24210-240, Brazil

C. E. L. Nóbrega, [nobrega@pobox.com](mailto:nobrega@pobox.com)

Centro Federal de Educação Tecnológica, CEFET-RJ, Av. Maracanã 229, Bloco E, DPMC. Rio de Janeiro, RJ, 20271-110, Brazil

**Abstract.** *Desiccant cooling systems have been increasingly investigated due to their environmental friendliness. A known characteristic of these type of cycles, is that they can be significantly influenced by outdoor conditions. Hence, the purpose of this study is to investigate, the operation of a desiccant cooling cycle is for various environmental conditions, and to show how these cycles can be adjusted to meet thermal comfort requirements. The analysis is based on a simple numerical procedure for desiccant cooling simulation in which the overall system operation is calculated from individual cycle components' characteristics. With the employed methodology, the conditioned space state is calculated for different environmental conditions and compared to a standard comfort-zone. The results show how the effectiveness of evaporative coolers influence the conditioned space for the ventilation and recirculation cycles.*

**Keywords:** *dehumidification, evaporative cooling, desiccant wheel, cooling cycle, recirculation*

## 1. NOMENCLATURE

$T$	air temperature, °C
$Y$	air absolute humidity, kg/kg
$i$	air enthalpy, kJ/(kg °C)
$i_{lv}$	latent heat of vaporization, kJ/kg
$c$	specific heat, J/(kg °C)
$SHR$	sensible heat ratio

### Greek Symbols

$\epsilon$	effectiveness
$\eta$	parameter of desiccant wheel
$\Omega$	adimensional of refrigerated room

### Subscripts

$dw$	desiccant wheel
$hw$	heat wheel
$ec1$	supplied air evaporative cooler
$ec2$	exhaust air evaporative cooler
$reg$	regeneration

## 2. INTRODUCTION

Desiccant cooling systems [Bourdoukan et al. \(2010\)](#) are particularly suitable regarding the environmental impact, due to the absence of refrigerants with ozone depleting properties. Moreover, the use of low-grade waste heat as the primary energy source also characterizes a low global warming potential, when compared to vapor compression systems. Due to the environmental friendliness of these cycles, a number of studies have addressed the dynamic simulation of desiccant cycles for better understanding their operation and improving their design. [Panaras et al. \(2007\)](#) proposed a methodology for the definition of the system's achievable working range under specific set of space comfort requirements, simulating

a solar desiccant air conditioning system in a typical residential building. [Kanoğlu \*et al.\* \(2007\)](#) simulated an open desiccant cooling process applied to ventilation and recirculation operation modes, calculating First and Second-Law COPs. [Camargo \*et al.\* \(2003\)](#) performed a thermo-economic analysis of a desiccant cooling system, and simulations with direct and indirect evaporative coolers were presented. [Zhang and Niu \(2003\)](#) proposed a decoupled cooling system, in which the latent load is handled by a desiccant wheel while a chilled ceiling panel provides the sensible cooling. [Panaras \*et al.\* \(2010\)](#) proposed a methodology for dimensioning desiccant cooling systems using a simple steady state model. In spite of the relevance of previous studies, some works rely on unrealistic figures for some components, such as both evaporative coolers operating on near 100% efficiencies [3,4] or a room thermal load with no latent heat component [2] (SHR = 0). In a recent study [Sphaier and Nóbrega \(2012\)](#) a simple numerical algorithm for simulating the steady-state operation of desiccant cooling cycles was developed, showing how cycle components' characteristics can affect overall system operation. Both ventilation and recirculation modes were investigated, but the results were focused on a specific environmental condition, and the conditioned space temperature was also fixed at a standard 25°C value.

### 3. PRESENTATION OF THE DESICCANT CYCLES

Desiccant cooling cycles are usually studied as the Ventilation Cycle also, known as the Pennington Cycle, and the Recirculation Cycle. In this study those cycles are modeled and the components of which include a desiccant wheel (dw), a sensible heat wheel (hw), a thermal source (hs) and two evaporative coolers (ec1, ec2). Fig. 1 displays the working schematic of the ventilation cycles and the Fig. 2 shows the same for the recirculation cycles. There are nine air states to be determined, which amounts to eighteen variables, given in terms of temperature (T) and absolute humidities (Y). The desiccant cooling system performance depends on a number of design conditions, such as the adsorptive material, the evaporative coolers and the heat wheel effectiveness. How will be shown in the results, the outside air conditions are also of importance and it are able to modify the room comfort conditions.

### 4. MODEL EQUATIONS

The model equations are based on relations defining performance characteristics of each cycle component, together with mass and energy balances. The heat wheel effectiveness and the evaporative cooler's effectiveness are given by:

$$\epsilon_{hw} = \frac{T_2 - T_3}{T_2 - T_6} = \frac{T_6 - T_7}{T_2 - T_6}, \quad \epsilon_{ec1} = \frac{T_3 - T_4}{T_3 - T_{3,sat}}, \quad \epsilon_{ec2} = \frac{T_5 - T_6}{T_5 - T_{5,sat}}, \quad (1)$$

in which  $T_{3,sat}$  and  $T_{5,sat}$  correspond to the adiabatic saturation temperatures associated with states 3 and 5, respectively.

Desiccant wheel simulations can be calculated by solving coupled heat and mass transfer equations [Nóbrega and Brum \(2011\)](#); [Sphaier and Worek \(2009\)](#) However, for prompt cooling cycle simulations, this alternative becomes limited due to the effort associated with the numerical solution of the transport equations involved. An alternative approach is to employ algebraic correlations for determining the outlet states. One such methodology stem from the analogy method developed by [Maclaine-Cross and Banks \(1972\)](#):

$$\eta_1 = \frac{F_1(T_2, Y_2) - F_1(T_1, Y_1)}{F_1(T_8, Y_8) - F_1(T_1, Y_1)}, \quad \eta_2 = \frac{F_2(T_2, Y_2) - F_2(T_1, Y_1)}{F_2(T_8, Y_8) - F_2(T_1, Y_1)}, \quad (2)$$

where  $\eta_1$  and  $\eta_2$  depend on the type of desiccant wheel and the functions  $F_1$  and  $F_2$  are defined in terms of temperature and absolute humidity as:

$$F_1(T, Y) = -\frac{2865}{(T + 273.15)^{1.49}} + 4.344 Y^{0.8624}, \quad F_2(T, Y) = \frac{(T + 273.15)^{1.49}}{6360} - 1.127 Y^{0.07969}. \quad (3)$$

These equations, together with the heat and mass balances across the desiccant wheel, allow the determination of the outlet states once the inlet states are known. Typical values for the  $\eta$ 's as employed in [Sheridan and Mitchell \(1985\)](#), are

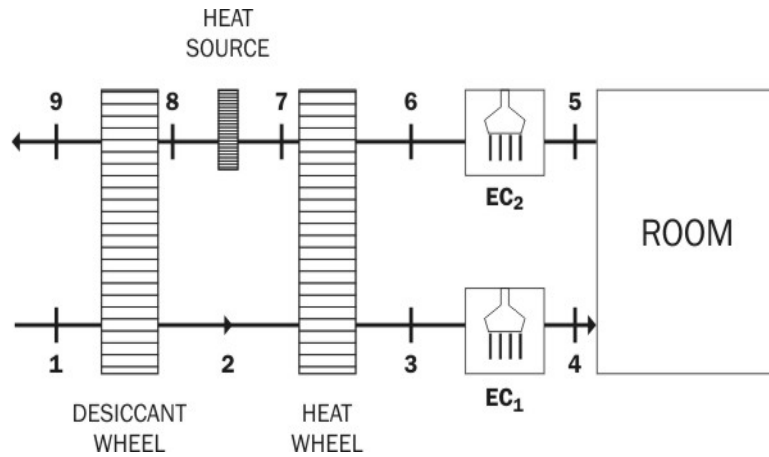


Figure 1. Ventilation cycle.

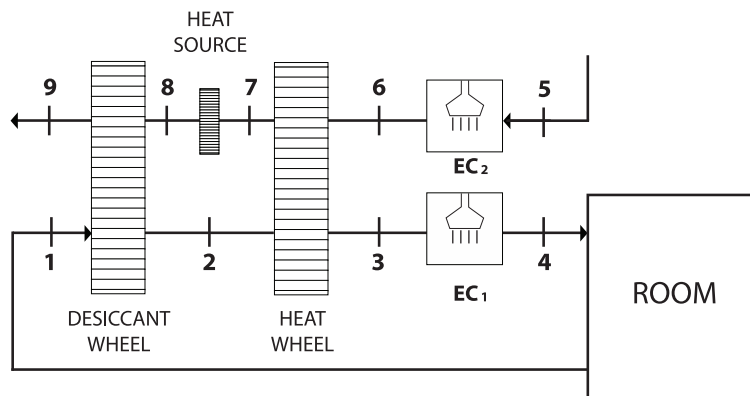


Figure 2. Recirculation cycle.

given below:

- High Performance Dehumidifier (HPD):  $\eta_1 = 0.05$ ,  $\eta_2 = 0.95$ ;
- Low Performance Dehumidifier (LPD):  $\eta_1 = 0.07$ ,  $\eta_2 = 0.80$ ;

The remaining model equations represent mass and energy balances across each component. The first two equations represent energy balances across the evaporative coolers:

$$i_3 = i_4, \quad i_6 = i_5, \quad (4a)$$

whereas the mass and energy balances applied to the desiccant wheel are given by:

$$i_2 - i_1 = i_8 - i_9, \quad Y_2 - Y_1 = Y_8 - Y_9. \quad (4b)$$

The mass balances and energy balances across the heat wheel are written as

$$Y_3 = Y_2, \quad Y_6 = Y_7, \quad T_6 - T_7 = T_3 - T_2, \quad (4c)$$

and the mass balance across the thermal source yields

$$Y_7 = Y_8. \quad (4d)$$

The last equations represent the process which the air undergoes as it crosses the conditioned space. Since the points are numbered differently for each cycle, two expressions need be used:

$$\text{SHR} = 1 - \frac{i_{lv}(Y_5 - Y_4)}{i_5 - i_4}, \quad (c_{p,a} + Y_4 c_{p,v})(T_5 - T_4) = \Omega \frac{RT_4}{p_{atm}} (T_5 - T_1), \quad (4e)$$

in which SHR is the *sensible heat ratio* and  $\Omega = UA/VFR$  is a parameter that relates the room heat transfer conductance  $UA$  with the supply air volumetric flow rate.

The previously described non-linear system of equations is numerically solved using an iterative procedure based on Newton-Raphson's method, with a verification step to check whether the root search is maintained within physically acceptable limits. The solution procedure is explained in details in [Sphaier and Nóbrega \(2012\)](#).

## 5. RESULTS AND DISCUSSION

The simulation results of the current model are now presented. The calculated data is displayed in terms of isolines of outdoor temperature (green curves) and outdoor relative humidity (orange curves), so that the influence of the outdoor condition on the room condition can be easily observed. Figure 3 presents for the ventilation cycle, the calculated room condition for different inlet conditions, and shows the behavior of varying the exhaust and supply air evaporative cooler. As can be observed, increasing the supply air evaporative cooler effectiveness results in an overall reduction of room temperature followed by an increase in relative humidity. Hence, the value of  $\epsilon_{ec1}$  can be used as a control parameter to reduce  $T_5$  while increasing  $\phi_5$ . When looking into the effect of varying  $\epsilon_{ec2}$ , one notices that an increase in its value also results in an overall temperature reduction; nevertheless, the experienced sensible cooling effect is less than that achieved by increasing  $\epsilon_{ec1}$ . On the other hand, when inspecting the exhaust air evaporative cooler effect on  $\phi_5$  one notices that, rather than increasing the relative humidity of the conditioned space, increasing  $\epsilon_{ec2}$  apparently has no effect on  $\phi_5$ .

Next, figure 4 presents the same graphics structure and also keeping the parameters variation, however the recirculation cycles are studied at this time. The aim is to evaluate as the air recirculation could affect the room condition for different inlet conditions. Firstly, it can be observed that the area of the polygon generated by varying conditions of inlet air is lower than in the ventilation cycle. This was expected, once the external air makes contact with the room's air only in the heat wheel. Therewith, the outdoor conditions have a lower influence in the overall cycle. As can be observed again, increasing the supplied air evaporative cooler effectiveness results in a strong overall reduction of room temperature followed by an increase in relative humidity. The low temperatures that were achieved is due to the complete air that enters in the desiccant wheel comes from the room. The value of  $\epsilon_{ec1}$  still can be used as a control parameter to reduce  $T_5$  while increasing  $\phi_5$ , further, the sensible cooling effect of  $\epsilon_{ec2}$  is less than that achieved by increasing  $\epsilon_{ec1}$  too.

## 6. CONCLUSIONS

This paper presented simulation results of a desiccant cooling cycle operating under various environmental conditions. The results showed how one can control the conditioned space temperature and humidity levels by varying the evaporative coolers' effectiveness and the regeneration temperature. As can be seen, the recirculation cycle produces overall temperatures lower, as well as, the value of  $\epsilon_{ec1}$  is able to be used as a control parameter to modify the temperature of the room. Although, the variation of the value of  $\epsilon_{ec2}$  didn't have an important effect in the two cycles that this study has presented. As was proposed in the early, the desiccant cooling cycles studied are significantly influenced by outdoor conditions.

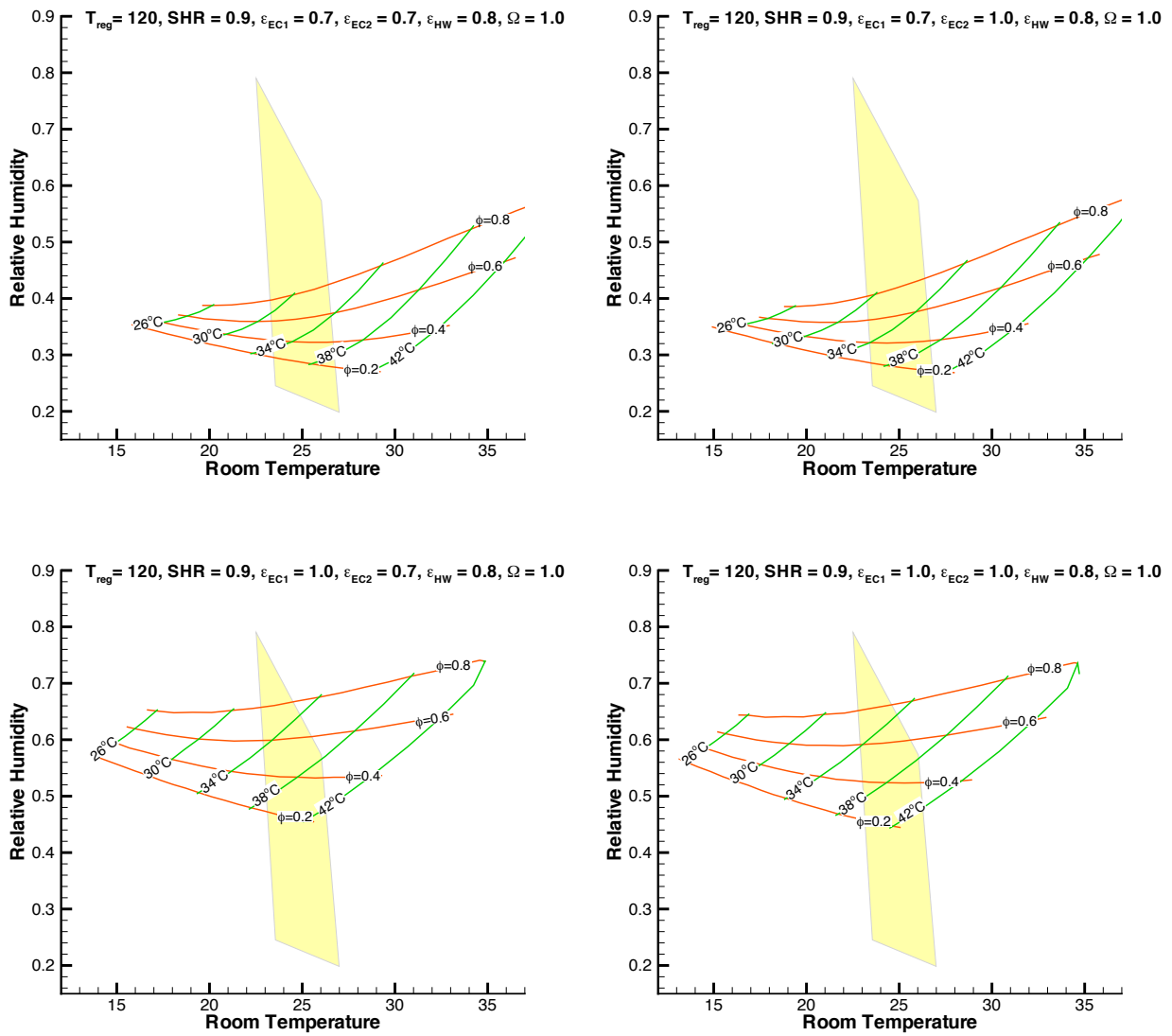


Figure 3. Calculated room condition for different environment conditions in Ventilation Cycles: effect of varying the evaporative coolers' effectiveness.

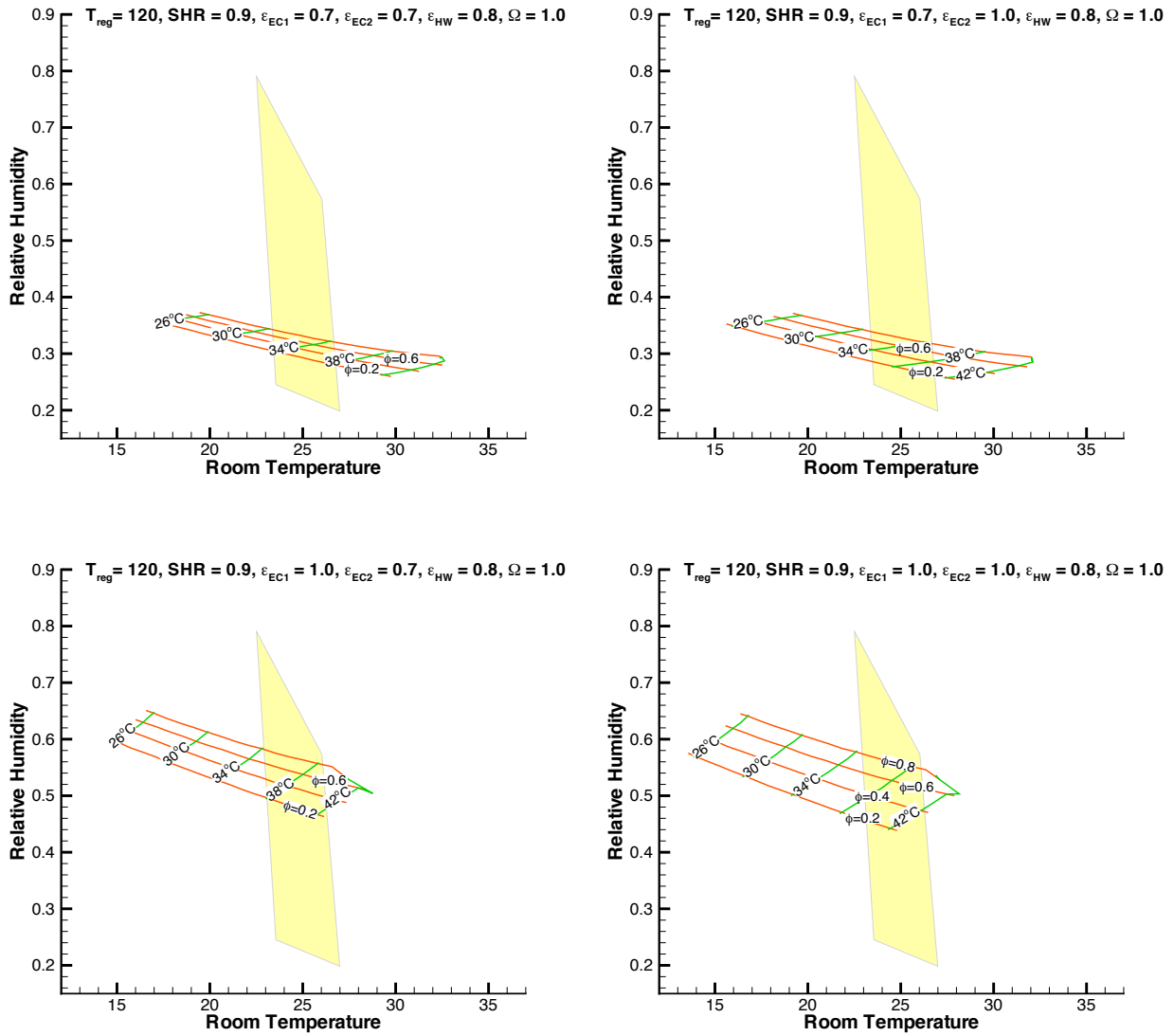


Figure 4. Calculated room condition for different environment conditions in Ventilation Cycles: effect of varying the evaporative coolers' effectiveness.

## 7. REFERENCES

- Bourdoukan, P., Wurtz, E. and Joubert, P., 2010. "Comparison between the conventional and recirculation modes in desiccant cooling cycles and deriving critical efficiencies of components". *Energy*, Vol. 35, No. 2, pp. 1057–1067. ISSN 0360-5442.
- Camargo, J.R., Ebinuma, C.D. and Silveira, J.L., 2003. "Thermoeconomic analysis of an evaporative desiccant air conditioning system". *Applied Thermal Engineering*, Vol. 23, No. 12, pp. 1537–1549. ISSN 1359-4311.
- Kanoğlu, M., Bolattürk, A. and Altıntop, N., 2007. "Effect of ambient conditions on the first and second law performance of an open desiccant cooling process". *Renewable energy*, Vol. 32, No. 6, pp. 931–946. ISSN 0960-1481.
- Maclaine-Cross, I.L. and Banks, P.J., 1972. "Coupled heat and mass transfer in regenerators – Predictions using an analogy with heat transfer". *International Journal of Heat and Mass Transfer*, Vol. 15, No. 6, pp. 1225–1242.
- Nóbrega, C.E.L. and Brum, N.C.L., 2011. "A graphical procedure for desiccant cooling cycle design". *Energy*, Vol. 36, No. 3, pp. 1564–1570.
- Panaras, G., Mathioulakis, E. and Belessiotis, V., 2007. "Achievable working range for solid all-desiccant air-conditioning systems under specific space comfort requirements". *Energy and buildings*, Vol. 39, No. 9, pp. 1055–1060.
- Panaras, G., Mathioulakis, E., Belessiotis, V. and Kyriakis, N., 2010. "Experimental validation of a simplified approach for a desiccant wheel model". *Energy and Buildings*, Vol. 42, No. 10, pp. 1719–1725.
- Sheridan, J.C. and Mitchell, J.W., 1985. "A hybrid solar desiccant cooling system". *Solar energy*, Vol. 34, No. 2, pp. 187–193.
- Sphaier, L.A. and Nóbrega, C.E.L., 2012. "Parametric analysis of components effectiveness on desiccant cooling system performance". *Energy*, Vol. 38, No. 1, pp. 157–166.
- Sphaier, L.A. and Worek, W.M., 2009. "Parametric analysis of heat and mass transfer regenerators using a generalized effectiveness-NTU method". *International Journal of Heat and Mass Transfer*, Vol. 52, No. 9–10, pp. 2265–2272.
- Zhang, L.Z. and Niu, J.L., 2003. "A pre-cooling munters environmental control desiccant cooling cycle in combination with chilled-ceiling panels". *Energy*, Vol. 28, No. 3, pp. 275–292.