

## NUMERICAL SOLUTION FOR MAGNETIC FLUID DROPLET HEATING

César F. C. Cristaldo, [cristaldo@lcp.inpe.br](mailto:cristaldo@lcp.inpe.br)<sup>1</sup>

Andris Bakuzis, [bakuzis@if.ufg.br](mailto:bakuzis@if.ufg.br)<sup>2</sup>

Fernando F. Fachini, [fachini@lcp.inpe.br](mailto:fachini@lcp.inpe.br)<sup>1</sup>

<sup>1</sup>Laboratório de Combustão e Propulsão - LCP  
Instituto Nacional de Pesquisas Espaciais - INPE  
12630-000, Cachoeira Paulista, SP, Brazil

<sup>2</sup>Instituto de Física  
Universidade Federal de Goiás  
74001-970, Goiânia, GO, Brazil

**Abstract.** *In this work we present an numerical solution for the heat transfer equation with sources, which describes the heating process of a droplet. Inside the liquid phase, there are magnetic nanoparticles (magnetic fluid). By applying an external alternating magnetic field, the nanoparticles rotate to align to the magnetic field and the rotation is against the viscous force. The result is heat generated by the viscous dissipation. The process enhances the droplet heating. The effect of the magnetic field is the uniform heating of the droplet. However, close to the droplet surface, under the influence of the heat conduction from the gas phase, there is a thin zone where the temperature profile depends on the spatial coordinate (thermal boundary layer). The energy conservation equation describing that thin zone is a heat equation with source term, in which we solve numerically by the finite difference method.*

**Keywords:** *Nanofluid, Droplet, Magnetic Power*

### 1. INTRODUCTION

In spray problems, heat transfer between gas and liquid phases determines the rate of the vaporization liquid. Thus, the heat transfer is the one of the processes that controls the fuel and oxidant mixture before burning (Meizhong *et al.*, 2002). The control of droplet lifetime, heating time plus vaporization time, determines the combustion chamber length as well as the pollutant productions. The reduction of these times means smaller combustion devices burning efficiently fuels, i.e., maximum heat production and minimum pollutant production (Fachini, 2009).

Nanofluids have peculiar properties that are explored in many devices. Many studies have focused on thermal conductivity and on the viscosity of nanofluids. Nanofluids are compounds that have a base fluid and nanoparticles smaller than 100 nm dispersed in it. Nanofluids are expected to exhibit transport and thermodynamical superior properties when compared with conventional heat transfer fluids (Choi, 1995).

The nanofluids are a kind of functional fluid whose flow and energy transport can be controlled by adjusting an external magnetic field. These special fluids find a variety of applications in various fields such as packaging, electronic, mechanical engineering, aerospace, bioengineering, and thermal engineering (Xuan *et al.*, 2007).

Since the diameter of the suspended magnetic particles is usually about 10 nm, these nanoparticles are considered to have a single magnetic moment (Xuan *et al.*, 2007). Moreover, magnetic nanofluids expose to an alternating magnetic field can generate heat due to rotate of the magnetic dipoles fixed on the nanoparticles inside the fluid (Rosesweing, 2002). The Brownian motion always leads nanoparticles in random motion causing a misalignment of the magnetic dipoles.

The alternating magnetic field will align the magnetic dipole of the nanoparticles, the particle can rotate with the magnetic dipole (Brownian relaxation). When this occurs, the rotation of the nanoparticle causes friction with the surrounding fluid, generating heat.

### 2. MATHEMATICAL FORMULATION

The droplet is assumed to be spherical with radius  $a(t)$  at time  $t$ ,  $a_0 = a(0)$  being the initial value, so that it has spherical symmetry in the liquid phase. It is assumed that the density  $\rho$ , the specific heat  $c_l$  and thermal conductivity of

the liquid phase  $k_l$  are constant. The dimensionless variables used in this work are defined as:

$$t = t^*/t_c, \quad r = r^*/\bar{a}_0, \quad \theta = T/T_B \quad (1)$$

where  $t_c = [a_0^2/(k_g/c_p\rho_\infty)](\rho_l/\rho_\infty)$  is the heating time of the droplet and  $T_B$  is the boiling temperature. The equation for energy dimensionless conservation (Fachini, 2009), is given by

$$\frac{\partial \theta}{\partial t} - \frac{A}{r^2} \frac{\partial \theta}{\partial r} \left( r^2 \frac{\partial \theta}{\partial r} \right) = P_m \frac{f^2 \tau_m(\theta)}{1 + (f \tau_m(\theta))^2} \quad (2)$$

where  $A = c_p k_l / c_l k_g$ ,  $f = 2\pi \bar{f} t_m^*$  is the dimensionless frequency,  $\tau_m(\theta)$  the relaxation time a function of temperature and

$$P_m = \frac{\mu_0 \chi_0 H_0^2 / 2}{\rho_l c_l T_B} \frac{t_c}{t_m^*} \quad (3)$$

where  $\mu_0$  is the magnetic permeability,  $\chi_0$  is the magnetic susceptibility,  $H_0$  is the magnetic field amplitude and  $t_m^*$  is the relaxation time (Maenosono and Saita, 2009).  $P_m$  represents the ratio of the power magnetic to the thermal power. The model proposed in this paper considers the case  $P_m \gg 1$ . This means that the power magnetic is much larger than the thermal power due to the heat conduction from the gas phase.

To solve the problem Eq.(2), the time and the length must be rescaled.

For  $P_m \gg 1$  the term predominant in Eq.(2) is the source term, indicating that in the most part of the droplet the temperature increases uniformly, except in a thin zone near the surface of the droplet where the temperature increases rapidly (fig. 1-a). To observe the temperature evolution is necessary to rescale the time according  $\tau = t P_m$  since the appropriate time scale is  $t \sim P_m^{-1}$ . Beside that, it is also necessary to scale the spatial coordinate around the droplet surface to follow the variation of the temperature that occurs in a thin zone. The rescale is  $r = a - \varepsilon x$ . The length of order  $\varepsilon$  specifies the thermal boundary layer problem, Fig. 1-b.

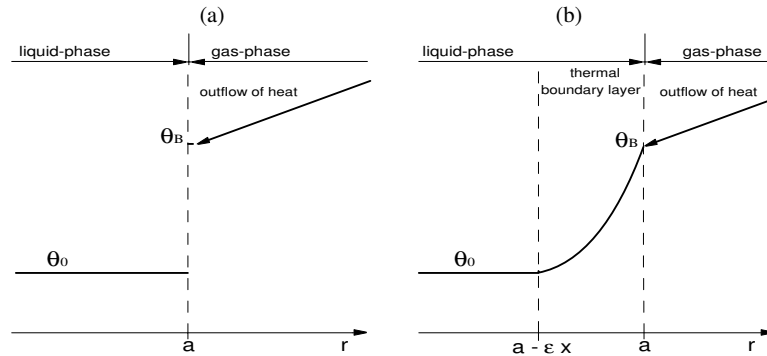


Figure 1. Temperature profile: (a) length scale  $O(1)$ . (b) length scale  $O(\varepsilon)$ .

The Eq.(1) in the appropriate scale is written

$$\frac{\partial \theta}{\partial \tau} - \frac{A}{P_m \varepsilon^2} \frac{\partial^2 \theta}{\partial x^2} = \frac{f^2 \tau_m(\theta)}{1 + (f \tau_m(\theta))^2}, \quad (4)$$

where  $\varepsilon = \sqrt{A/P_m}$  is chosen to describe the transient non uniform variation of the temperature. Note that, in these new variables the source term of Eq.(4) is the  $O(1)$ . An analysis on Eq.(4), for  $f \gg 1$  the time scales would  $\tau \sim 1$  and for  $f \ll 1$ ,  $\tau \sim f^{-2}$ .

Due to Brownian processes, the effective relaxation time  $\tau_B = 3\eta V_H / (kT)$  (Rosesweing, 2002), where  $\eta$  the viscosity,  $K$  the Boltzman constant,  $T$  the temperature and  $V_H$  the hydrodynamic volume of the particle. In this paper, it's considered that  $\tau_m = \tau_B$ , i.e., the energy dissipation is due only for Brownian mechanism. The relaxation is written as  $\tau(\theta) = 1/\theta$  (Fachini, 2009). So the Eq.(4) is written as

$$\frac{\partial \theta}{\partial \tau} - \frac{\partial^2 \theta}{\partial x^2} = \frac{f^2 \theta}{\theta^2 + f^2} \quad (5)$$

The boundary conditions, coupling gas and liquid phases, are:

$$\frac{\partial \theta}{\partial x} \Big|_{x=+\infty} = 0 \quad (6)$$

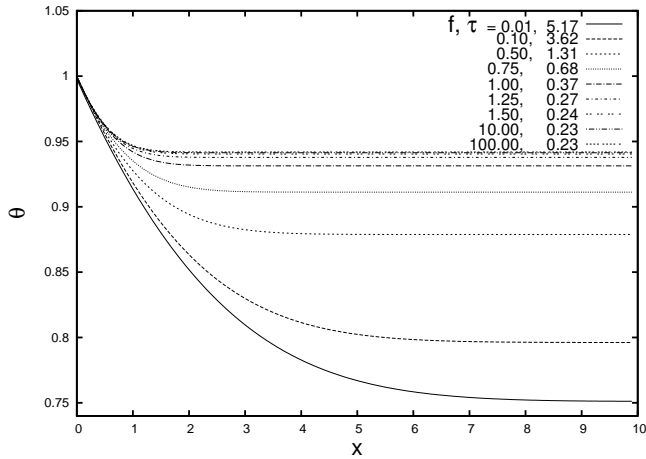


Figure 2. Spatial evolution of temperature for different value of the frequency in time of heating.

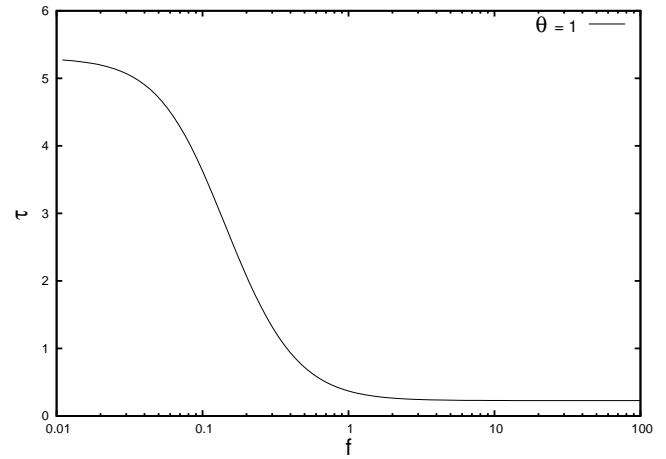


Figure 3. Heating time of droplet surface as a function of the frequency.

$$k_g \frac{\partial \theta}{\partial x} \Big|_{x=0^+} - k_l \frac{\partial \theta}{\partial x} \Big|_{x=0^-} = \lambda l \quad (7)$$

The initial condition:

$$\theta = \theta_0, \quad x < a, \quad \tau = 0 \quad (8)$$

were the nondimensional vaporization rate is  $\lambda = \dot{m}c_p/(4\pi\bar{a}_0)$  and  $l = L/c_pT_\infty$  is the latent heat. It's considered the hypothesis of all heat transported from the gas phase is used only of heat up the droplet, ie, the vaporization is negligible ( $\lambda \ll 1$ ). The next step is to solve the problem.

### 3. SOLUTION

The problem is a nonlinear heat equation with Neumann condition on the boundary and initial condition. We impose the condition that the process of heat generated by the nanoparticles produces an uniform temperature profile within the droplet (except in a thin zone near the surface) and outside the droplet consider a known heat flux. As seen in Fig.1

Equation (5) is solved numerically by the finite difference method, with a forward difference for the time derivative and a second-order central difference for the space derivative at position  $x_j$ . The numerical result reproduces the evolution of the dimensionless temperature for the several values of frequencies.

The problem of droplet heating has an restriction, temperature value is below the boiling temperature,  $\theta_0 \leq \theta < 1$ . According to Eq.(5), the boiling temperature is reached when  $\tau \sim 1$  (time of heating of the droplet) in the droplet surface. Remembering that  $t^*/t_c \sim 1/P_m$  for  $f \gg 1$  and  $t^*/t_c \sim 1/(f^2P_m)$ , therefore, the time required to monitor the temperature in the thermal boundary layer for  $f \gg 1$  is less than for  $f \ll 1$ .

This paper estimates the thickness of the thermal boundary layer  $\delta$ . By remembering that the change of coordinates leads to  $r^* = a - \varepsilon\delta$ , that is of order unity for  $\delta = O(1)$ . However, for  $P_m \sim 1$ ,  $\varepsilon \sim 1$  and the thermal boundary layer extends to the whole droplet. The length of the thermal boundary layer was determined where the temperature conditions  $\theta_{(x=\delta)} = 1.05 \times \theta_{(x \rightarrow \infty)}$ ,  $\theta_{(\infty)}$  is the temperature inside the droplet far from the surface in  $x$  coordinate.

### 4. RESULTS

The solution of Eq.(5) is presented. For the frequency range  $f < 1$ , we refer to the low frequency regime and for  $f > 1$ , the high frequency regime. Figure 2 represents the evolution from initial temperature  $\theta_0$  up to the boiling value  $\theta = 1$  at  $x = 0$  (droplet surface) for different frequency  $f$ . Note that by increasing frequency, the temperature of the droplet surface readily reaches the boiling temperature. Figure 2 can be also used for a qualitative estimation of the thermal boundary layer. It is easy to see the short region around  $x = 0$  where the temperature represents a spatial variation in the high frequency regime. The opposite is also seen, the heating in the low frequency regime, the thermal boundary layer is very broad.

Figure 3 slows explicitly the time for the droplet surface reaches the boiling temperature. As seen, in the low frequency regime, the heating this time is large and this results point out the small contribution of the interaction magnetic field and magnetic nanoparticles on the droplet heating process. Thus, for  $f < 1$ , the droplet heating is mainly controlled by the heat transfer for the gas phase. This small influence of the magnetic source term droplet heating process in the low frequency regime is clearly observed on the frequency dependence ( $f^2/\theta$ ).

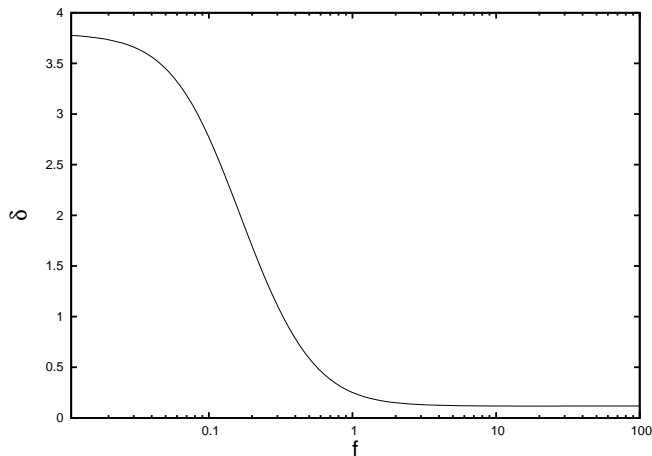


Figure 4. Thermal boundary layer thickness as a function of the frequency.

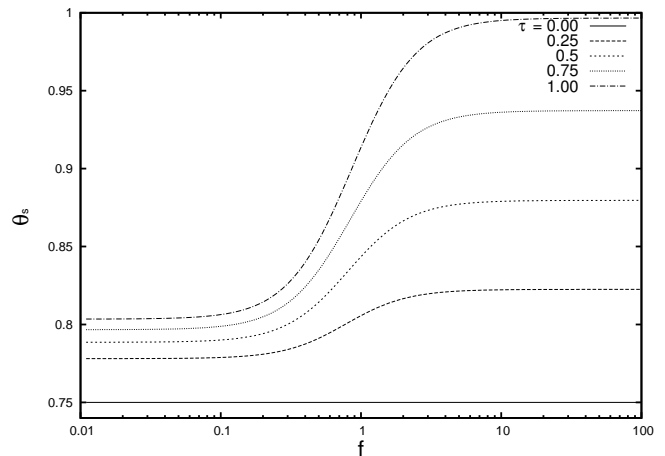


Figure 5. Evolution of the droplet surface temperature as a function of the frequency .

For the conditions that  $f \sim 1$ , the magnetic power becomes of order unity and has the same contribution of the heat transfer, consequently, the heating time reduces in a factor of 10.

In the high frequency regime, thus magnetic power dominates the droplet heating and exhibits a very weak dependency on frequency and this feature is translated in a heating times independent of frequency.

Figure 4 represents the thickness of the thermal boundary layer as a function of frequency. Note that the thickness of the thermal boundary layer decreases with the increases of the frequency to a certain limit, this can be confirmed by the Fig. 2 showing that for high frequency the profile of the temperature does not change.

Figure 5 shows the evolution of surface temperature droplet and it appears that for low frequencies the outward flow of heat is responsible for the warming, as this depends on the temperature of the droplet, the heat flow entering the droplet decreases with time due to the temperature gradient that decreases with time. For high frequencies, we can see that the magnetic power has a limit in relation the frequency, i.e., the heating of the droplet is independent of frequency. This can be seen in Eq.(5) where the source term is represented by  $1/\theta$ .

## 5. CONCLUSION

This study examined the process of heating the liquid phase of a droplet. The fact that the nanoparticles are dispersed in a homogeneous, have contributed to a uniform heating within the droplet, except at the droplet surface where the temperature jumps. After the change of length and time scales, we find that in fact it was not a discontinuity in the temperature profile, but a very narrow zone where the temperature increase is not noticed.

With the change of scales was possible to monitor the temperature near the surface. The changes of scales involved in changing a problem that had initially spherical geometry to a problem of cartesian geometry. That was expected, since the change of scales made in this work has expanded a small region very close to spherical shape.

Considering only the Brownian relaxation mechanism, we can see that the heating of the droplet is strongly influenced by the frequency of the alternating magnetic field. It was found that a frequency control is necessary to determine the thermal boundary layer thickness, temperature and heating time of the droplet. The results showed that the magnetic power has a certain limit, ie, for  $f \gg 1$  since the frequency does not cause changes in temperature and thickness of the boundary layer.

The results showed that increasing the frequency decreases the thickness of the boundary layer, that because the increase in frequency reduces the heating time, so the heat from the external flow has little time to penetrate inside the droplets by reducing the length of space where the heat penetrates the droplet.

We consider a constant external heat flow around the droplet, where all the heat received by the droplet was only used to heat the droplet. For the future we intend to include the gas phase in the problem, where part of the heat received will be used to heat and vaporize the droplet to another.

This paper aims to initiate the study of the use of nanoparticles to preheat a droplet of liquid fuel in order to get fuel to burn more efficiently and with less emissions.

The results of this study may contribute to the planning of future experimental studies

## 6. REFERENCES

Choi, S.U.S., 1995. "Enhancing Thermal Conductivity of Fluids with Nanoparticles". *In Proceedings of the ASME International Mechanical Engineering Congress and Exposition San Francisco, CA, USA.*

- Fachini, F.F., 2009. "Heating of Nanofluid Droplet by High Temperature Ambient and Magnetic Field". *Proceedings of the 20th International Congress of Mechanical Engineering, Gramado, RS, Brasil*.
- Maenosono, S. and Saita, S., 2009. "Theoretical Assessment of FePt Nanoparticles as Heating Elements for Magnetic Hyperthermia". *IEEE Transactions on Magnetic*, Vol. 42, pp. 1638–1642.
- Meizhong, D., Perot, J.B. and Schmidt, D.P., 2002. *Heat Transfer Within Deforming Droplets*. University of Massachusetts-Amherst, New Orleans.
- Rosesweing, R.E., 2002. "Heating Magnetic Fluid with Alternating Field". *Journal of Magnetism and Magnetic Materials*, Vol. 252, No. 1.
- Xuan, Y., Li, Q. and Ye, M., 2007. "Investigations of Convective Heat Transfer in Ferrofluid Microflows Using Lattice-Boltzmann Approach". *International Journal of Thermal Sciences*, Vol. 46, pp. 105–111.

## **7. COPYRIGHT**

The authors are solely responsible for the content of the printed material included in his work.